



GRAVITA INDIA LTD.

Corp. Office : 402, Gravita Tower, A-27 B, Shanti Path,
Tilak Nagar, JAIPUR-302 004, Rajasthan (INDIA)
Phone : +91-141- 2623266, 2622697 FAX : +91-141-2621491
E-mail : info@gravitaindia.com Web. : www.gravitaindia.com
CIN : L29308RJ1992PLC006870

23rd August
GIL/2019-20/046

To,

The BSE Limited Phiroze Jeejeebhoy Towers Dalal Street Mumbai- 400 001 Fax No.: 022-22722041 Scrip Code- 533282	The Listing Department The National Stock Exchange of India Ltd. Exchange Plaza, C-1, Block G, Bandra- Kurla Complex Bandra(east) Mumbai- 400 051 Fax No.: 022-26598237/38 Company Code- GRAVITA
--	---

Subject: Intimation of schedule of Analyst/ Institutional investor meeting

Dear Sir / Madam,

Pursuant to Regulation 30 of Securities and Exchange Board of India (Listing Obligation and Disclosure Requirement) Regulation, 2015, we hereby disclose the schedule of Analyst/ Institutional Investor meeting with the company as under:

Date of Meeting	Name of Party	Place
26 th August 2019 & 27 th August 2019	Various Institutional Investor	Mumbai

Further Investor Presentation is enclosed herewith and the same is uploaded on the website of the company also.

This is for your Information and record.

Thanking You
Your Faithfully
For **Gravita India Limited**


Nitin Gupta
Company Secretary
FCS: 9984



Encl: As above



INVESTOR PRESENTATION

AUGUST 2019



RECYCLING
FOR A BETTER
TOMORROW

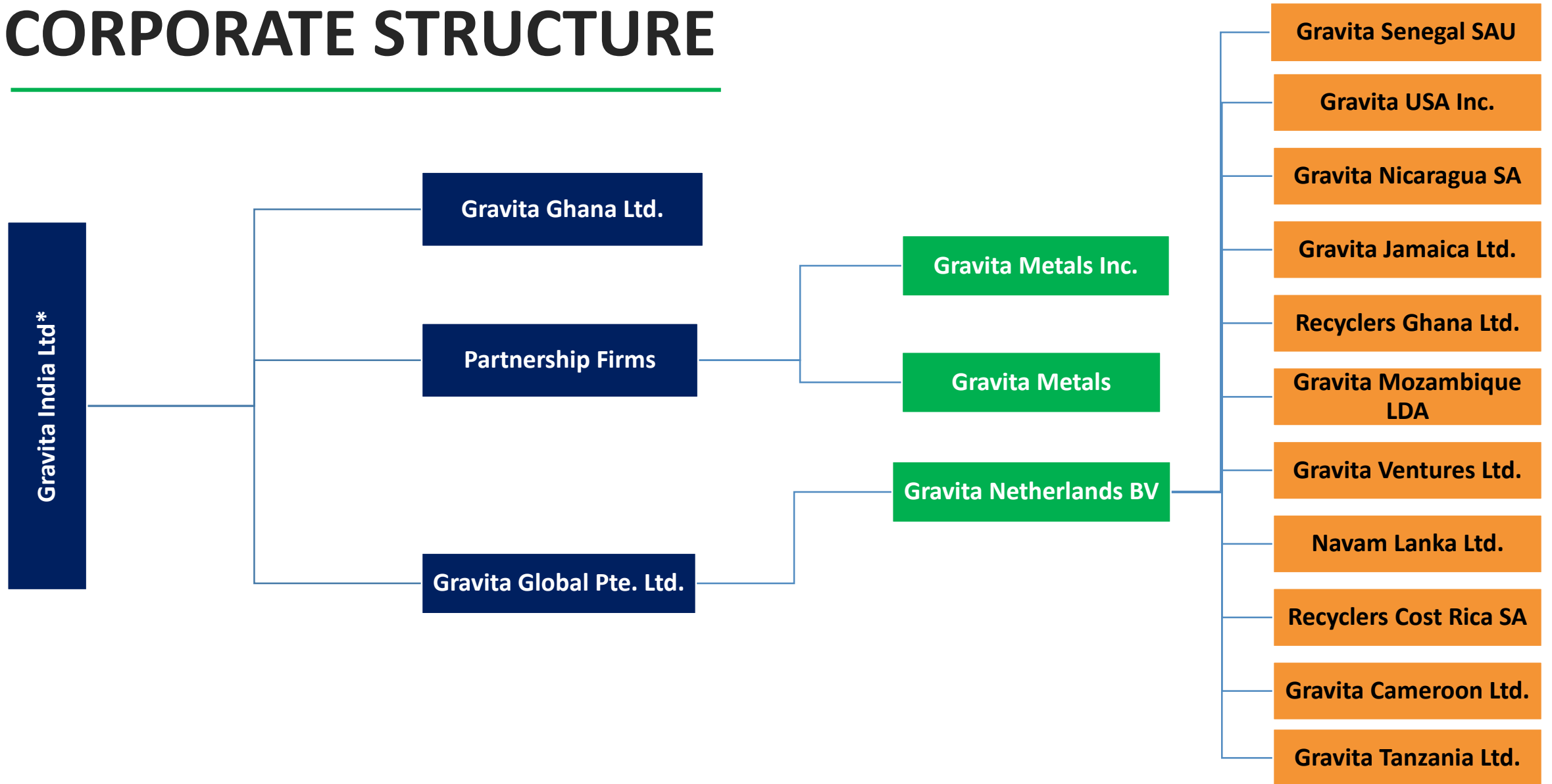


Executive Summary

- Incorporated in 1992, Gravita India Ltd. (Gravita) is engaged in recycling of Used Lead Acid Batteries, Cable Scrap / other Lead Scrap, Aluminum Scrap and Plastic Scrap etc.
- Gravita has 12 strategically located recycling facilities in Asia, Africa and Central America with a capacity of 121,819 MTPA for Lead, 19,200 MTPA for Aluminium and 26,400 MTPA for Plastic as on Q1-FY20.
- Gravita has a unique deep routed global scrap collection network which helps it to collect scrap globally at competitive prices.
- The recycled products such as Pure Lead, Lead Alloys, Lead Powder, Oxides, Aluminium Alloys, PP Granules, PET Flakes are sold to domestic and international customers.
- Gravita is a public listed recycling company with Market Capitalization of around INR 4,000 Mn as on 30th June 2019.



CORPORATE STRUCTURE



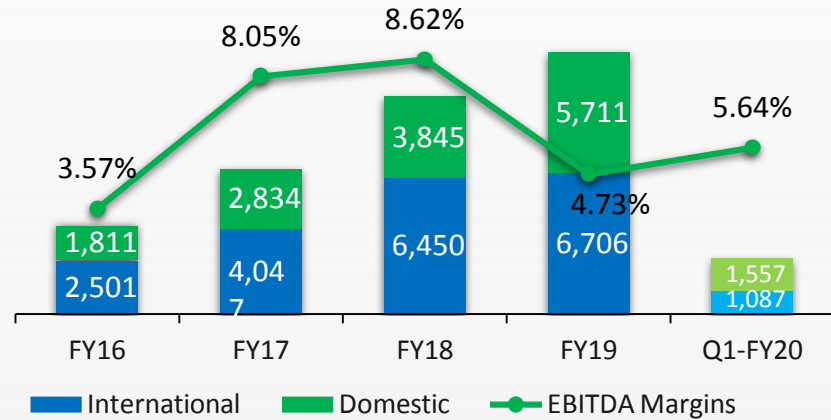
* Considered operating companies

COMPANY OVERVIEW



Company Overview

Operational Revenue (INR Mn) and EBITDA Margins (%)



- Gravita India Ltd. (Gravita) is a leading global non-ferrous secondary metal and one of India's largest secondary Lead metal producing company.
- A vertically integrated business, economies of scale and a diversified team of professionals enable it to deliver quality products globally and catering to automobile, power storage and green energy sectors.
- Gravita also provides turn-key Solutions to Battery Recycling Industry including Lead Rotary Furnace, Lead Refining Pots, Alloying Furnace, Pollution and Fugitive Emission Control Equipment, Battery Cutting Machine, Battery Crushing & Hydro separation System etc.



The company has a unique deep routed scrap collection network globally which helps it to collect scrap at competitive prices .



Gravita has 12 state-of-the-art recycling facility in Asia (7), Africa (3) and Central America (2), which are near to scrap generation centers and end use markets.



It provides diversified product range for variety of applications and trusted by customers in over 60 countries, globally. Above 54% revenue flows from overseas market.



Gravita's consolidated revenue from operations grew from INR 4,513 Mn in FY16 to INR 12,472 Mn in FY19, resembling a CAGR of 40% .



Gravita practices highest level of Corporate Governance as a key driver of sustainable corporate growth and long-term stakeholder value creation.

BOARD OF DIRECTORS



Dr. M. P. Agrawal
Chairman



Rajat Agrawal
Managing Director



Yogesh Malhotra
Whole Time Director



Chanchal Phadnis
Independent Director



Arun Gupta
Independent Director



D K Govil
Independent Director

SENIOR MANAGEMENT



Naveen Prakash Sharma
(CEO & President)



Sunil Kansal
(Chief Financial Officer)



Vijendra Singh Tanwar
(Director - NBD,
Non Board Member)



Vijay Kumar Pareek
(Executive Director
Non Board Member)



Rajeev Surana
(Executive Director
Non Board Member)



Sandeep Choudhary
(VP, Imports)

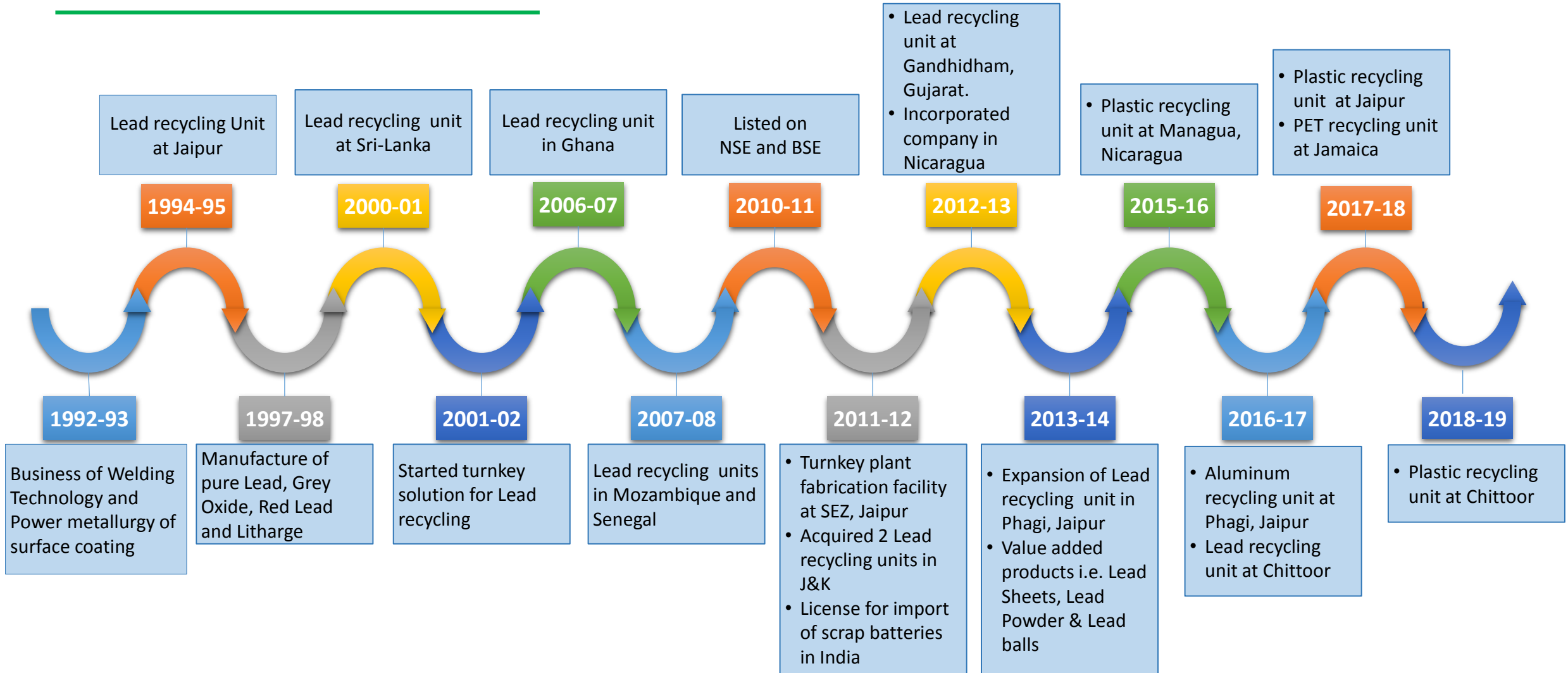


Sanjay Singh Baid
(VP, Africa Operations)

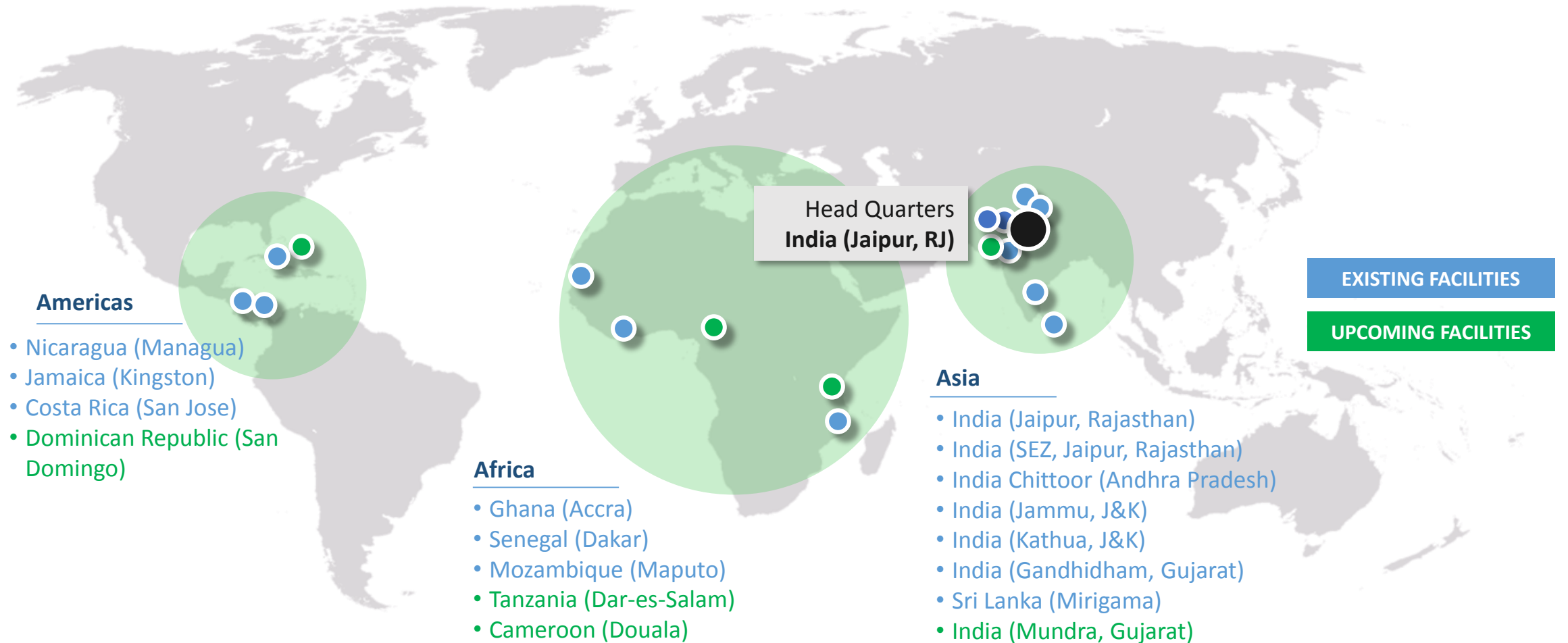


Ajay Thapliyal
(VP, Projects & HR)

KEY MILESTONES



GEOGRAPHICAL PRESENCE



AWARDS & ACCOLADES

- ❖ Selected by International Lead Management Centre under United Nations Environment Programme (UNEP) as a partner for eco-friendly recycling initiatives in Senegal
- ❖ **Niryat Shree Award (2014, 2016)** by the Honourable President of India
- ❖ The President's National Awards for **Export Achievement 2014 & 2015** by Ghana Export Promotion Authority
- ❖ **Best Employer 2015 Award** by the Employers' Association of Rajasthan
- ❖ Recognized as Star Export House by Govt. of India
- ❖ Business Today Green SME Award
- ❖ **MSME National Award**
- ❖ Business Leadership Award
- ❖ **Innovative 100 Award** by Inc. India
- ❖ Emerging India Award
- ❖ Best Performing company in Non Ferrous Metals



KEY STRENGTHS



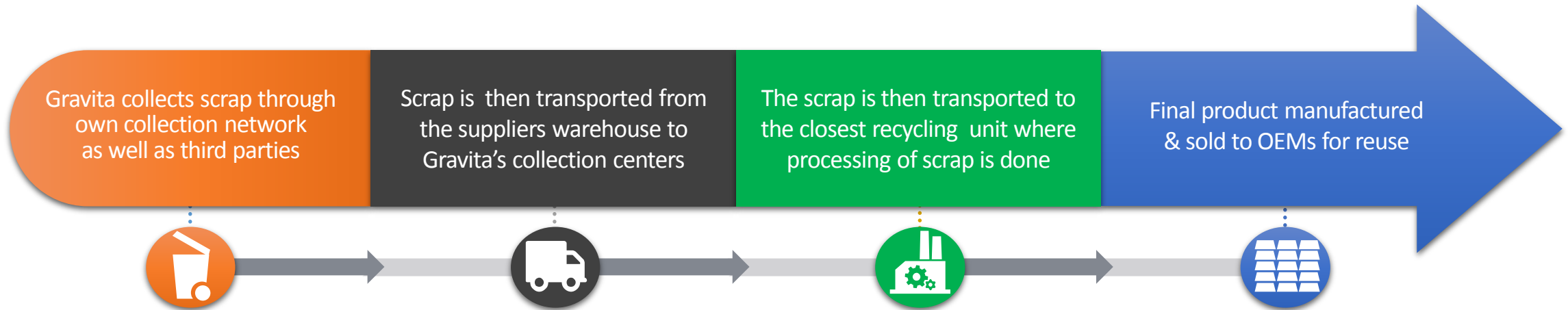
BUSINESS OVERVIEW



Scrap Collection

OVERVIEW

- ❖ The main raw materials used for production includes Used Lead Acid Batteries (ULAB), Other Lead Scrap, Aluminium Scrap and Plastic Scrap.
- ❖ The company collects scrap from more than 20 countries including own scrap collection centers in more than 10 countries.
- ❖ These raw materials are mainly sourced from Asia, Middle East, Africa and Central America etc. at competitive prices.
- ❖ Gravita collects domestic scrap from various large corporate clients in India such as Airtel, Vodafone, Indus Tower, TCS, Nextra Data, Sukam etc.
- ❖ Gravita has entered into back to back buying of scrap from battery recycling companies like Amara Raja Batteries and HBL Power Systems and selling of recycled goods to them.
- ❖ In FY19, company collected 83% of the scrap from the International market and 17% from Indian market.



RECYCLING FACILITIES



RECYCLING FACILITIES - INDIA



Phagi Facility, Jaipur

- Flagship plant at Jaipur, Rajasthan
- Recycled products include Re-melted Lead, Pure Lead, Lead Alloys, Lead Sheet, Lead powder, Lead balls, Lead oxides, Aluminum Alloy Ingots, Plastic Granules
- 53,319 MTPA Capacity

Gandhidham Facility, Gujarat

- Established at Gandhidham, Gujarat
- Recycled products include Pure Lead and Lead Alloys
- 70 KM from Mundra Port for efficient logistics
- 19,500 MTPA Capacity

SEZ Facility, Jaipur

- Established at Special Economic Zone, Jaipur
- Manufacturing and supply of Turnkey projects and engineering solutions.

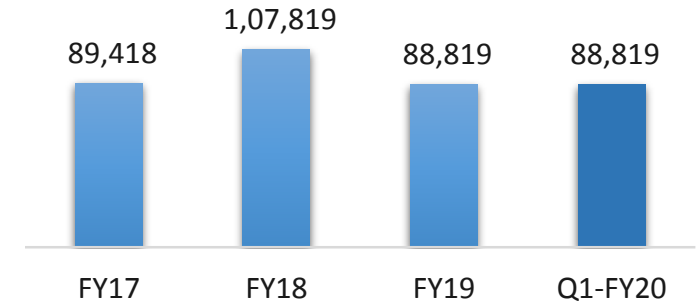
Chittoor Facility, Andhra Pradesh

- Established at Chittoor, Andhra Pradesh
- Recycled products include Pure Lead, Lead Alloys and Plastic Granules
- 160 KM from Chennai Port for efficient logistics
- 34,000 MTPA Capacity

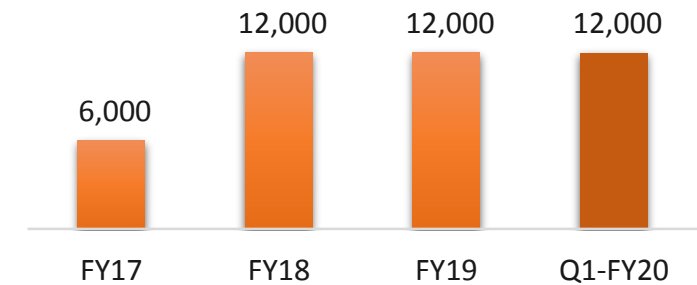
Kathua & Jammu Facilities, J&K

- Acquired Lead Recycling plant at Kathua, J&K
- Recycled products include Re-melted Lead Ingots, Pure Lead and Lead Alloys
- Fiscal benefits available in J&K
- 6,000 MTPA Capacity of Lead
- Jammu Recycling facility of plastic recycling

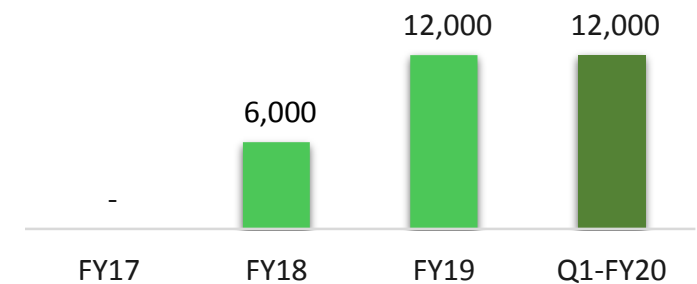
Lead Capacity (MTPA)



Aluminium Capacity (MTPA)



Plastic Capacity (MTPA)



RECYCLING FACILITIES - OVERSEAS



Sri Lanka Facility

- Established at Mirigama Industrial Zone, Sri Lanka
- Recycled products include Re-melted Lead Ingots, Pure Lead and Lead Alloys
- 9,000 MTPA capacity

Ghana Facility

- Establishing new facility near to Shai Hills, Accra, Ghana
- Under relocation
- Capacity Expansion in process
- Benefits of Free Zone
- Recycled products include Refined Lead & Alloys
- Enhanced capacity of 6,000 MTPA

Mozambique Facility

- Established at Maputo, Mozambique
- Recycled products include Re-melted Lead Ingots and Trading of Non Ferrous Metal Scrap and Recycled Aluminum
- Lead 4,500 MTPA and Aluminum 1,200 MTPA capacity

Senegal Facility

- Established at Dakar, Senegal
- Only Lead recycler in Senegal
- Recycled products include Remelted Lead Ingots and Plastic Granules
- 4,500 MTPA capacity

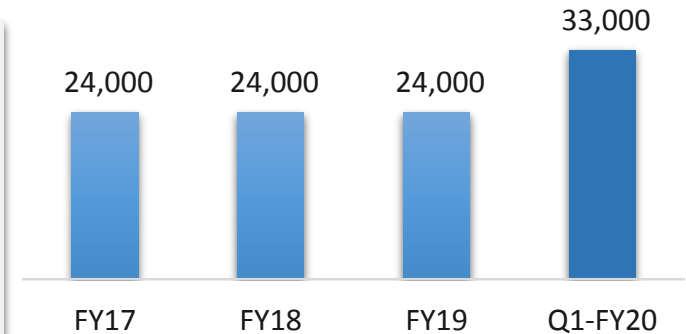
Nicaragua Facility

- Established at Managua, Nicaragua
- Recycled products include PET Flakes, Plastic Granules and trading of Non Ferrous Metals
- 9,600 MTPA capacity

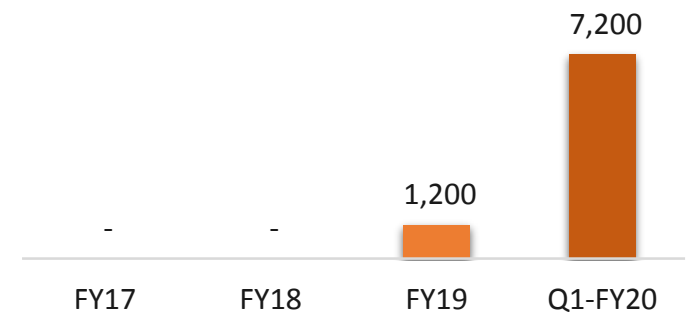
Jamaica Facility

- Established at Jamaica
- Only PET recycler in Jamaica
- Recycled products include PET Flakes & Plastic Granules
- 4,800 MTPA capacity

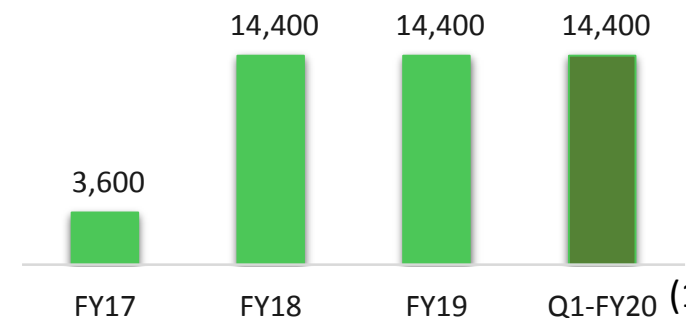
Lead Capacity (MTPA)



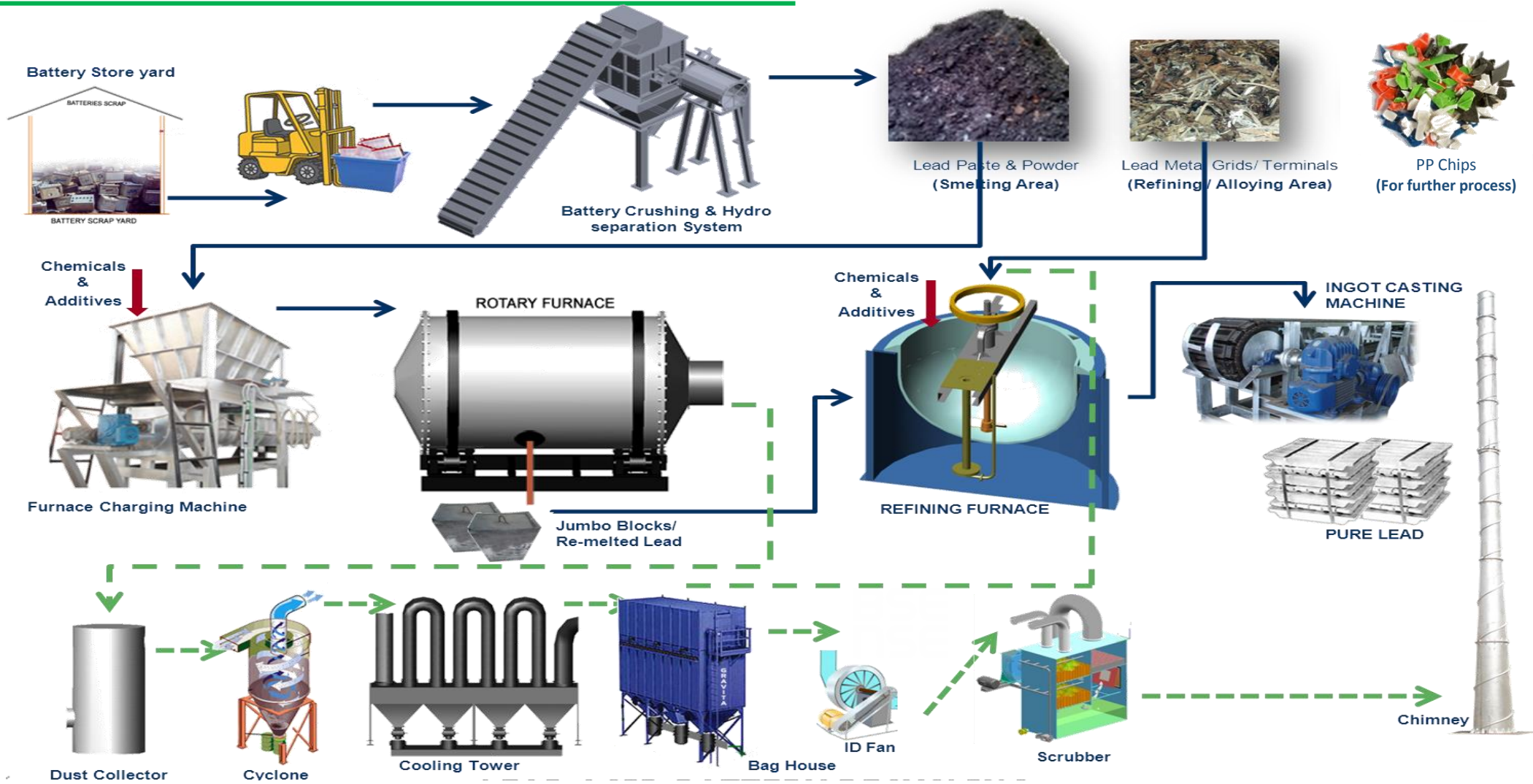
Aluminium Capacity (MTPA)



Plastic Capacity (MTPA)



LEAD RECYCLING PROCESS



LEAD PRODUCTS



Pure Lead and Alloys


Lead rarely occurs in nature and usually associated with ore of Zn, Ag and Cu, and is extracted together with these metals. Over 65% Lead is produced through recycling as it has one of the highest recycling rate.

Benefits

- Resistant to corrosion
- Low internal impedance
- Low cost

Applications

- Lead Acid Batteries
- Power cable sheathing
- Galvanizing
- PVC Stabilizers
- Soldering applications



Lead Sheets

Lead Sheets are produced by cold rolling and are mainly used as radio active/x-rays shielding and as lining for chemical tanks due to anti shielding and anti corrosive properties of Lead metal.

Benefits

- Rugged
- Flexible
- Long lasting

Applications

- Radioactive protection
- Tank Lining
- Sound Barrier and Sound Proofing
- Nuclear Energy Shielding
- Corrosion Protection
- Roofing
- Waterproofing



Lead Bricks

Lead Bricks are basically the rectangular bricks with inter-locking capability. They are a convenient solution to temporary or permanent shielding / storage situations.

Benefits

- Thick
- Easy to stack, un-stack and relocate
- Protection from radioactive radiations

Applications

- Walls
- Coves
- Glove-boxes
- Partition



Red Lead

Red Lead primer is one of the oldest and most commonly used anti-corrosion pigments applied to metal surfaces. Red Lead is used in deep cycle battery applications.

Benefits

- Protects from rusting
- Anti-corrosive
- High performance

Applications

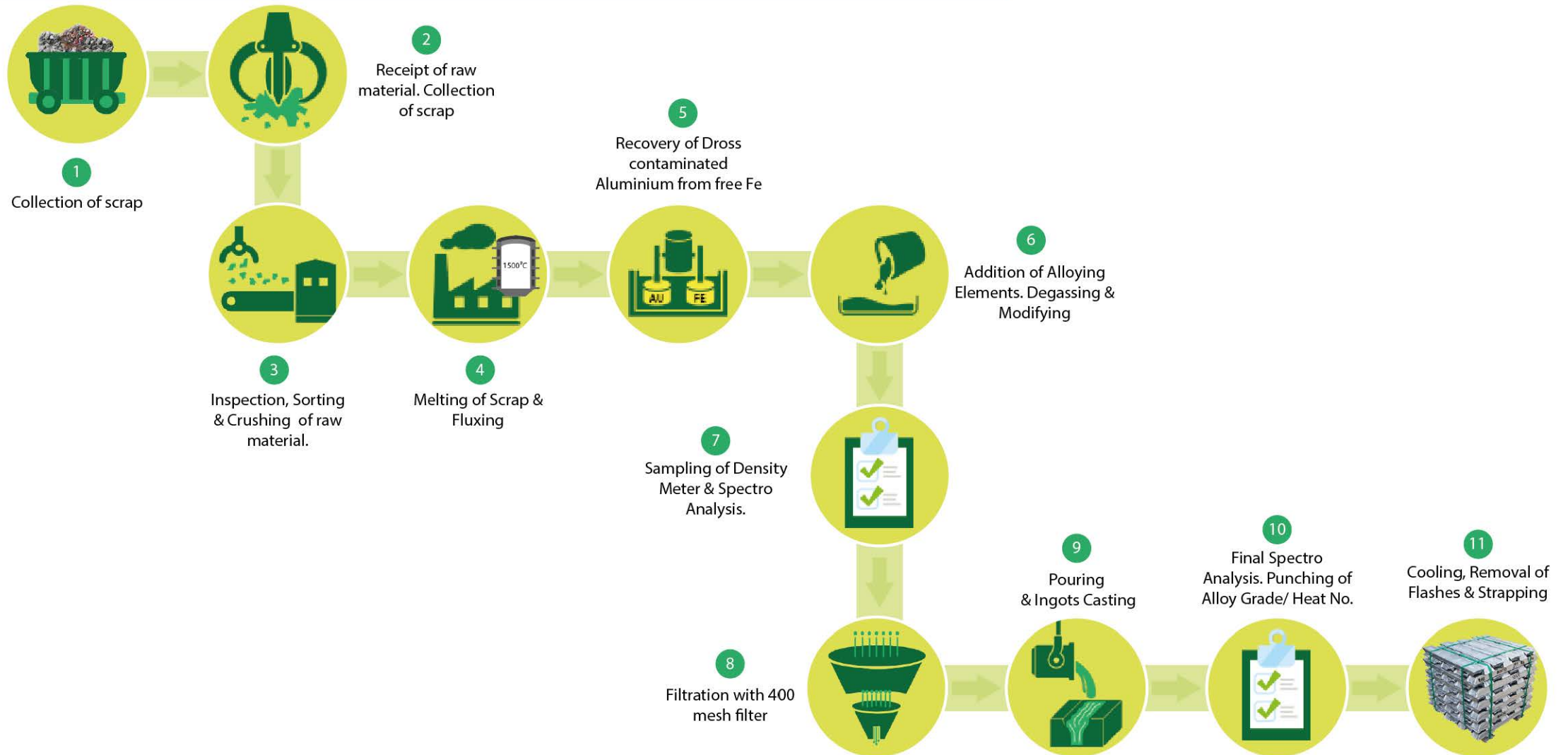
- Ceramics and glass
- Paints and Pigments
- Explosives



Others

- **Lead powder** incorporated into a plasticizer is added to plastics to form sheets of Lead loaded plastic. This material is used to make radiation protective clothing and aprons for the medical, scientific and nuclear industries.
- **Lead wool** is made by scratching fine strands from the surface of a Lead disc. It is used for the caulking of joints in large pipes e.g. gas mains and in some specialist batteries.
- **Lead anode** is used in electrolysis process for copper extraction from copper concentrates

ALUMINIUM RECYCLING PROCESS



ALUMINIUM PRODUCTS

Aluminium Cast Alloys

ADC-12

AC4B

LM-24

LM-6

AS-9

DIN-226

AlSi-132

Customized Alloy

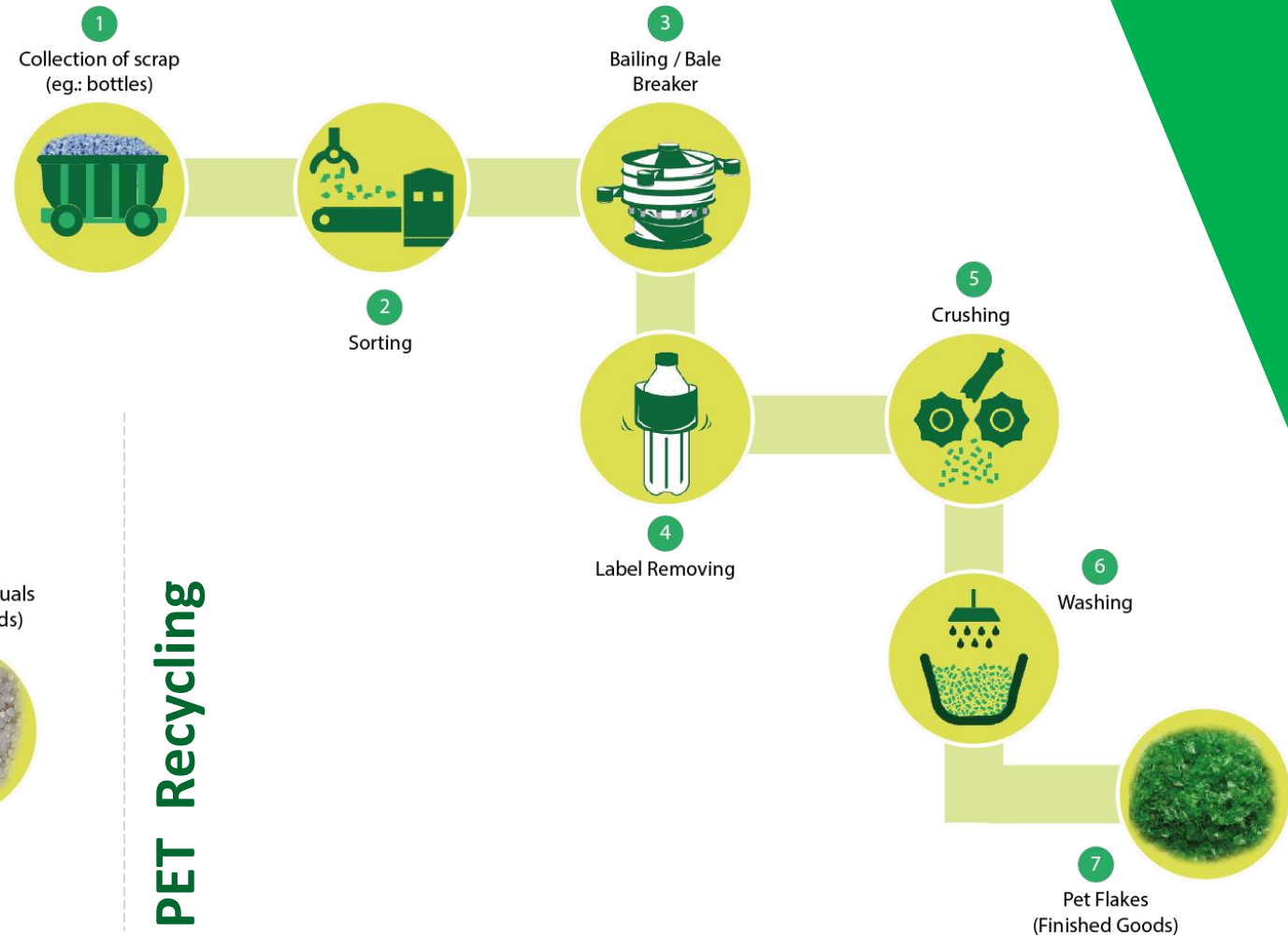
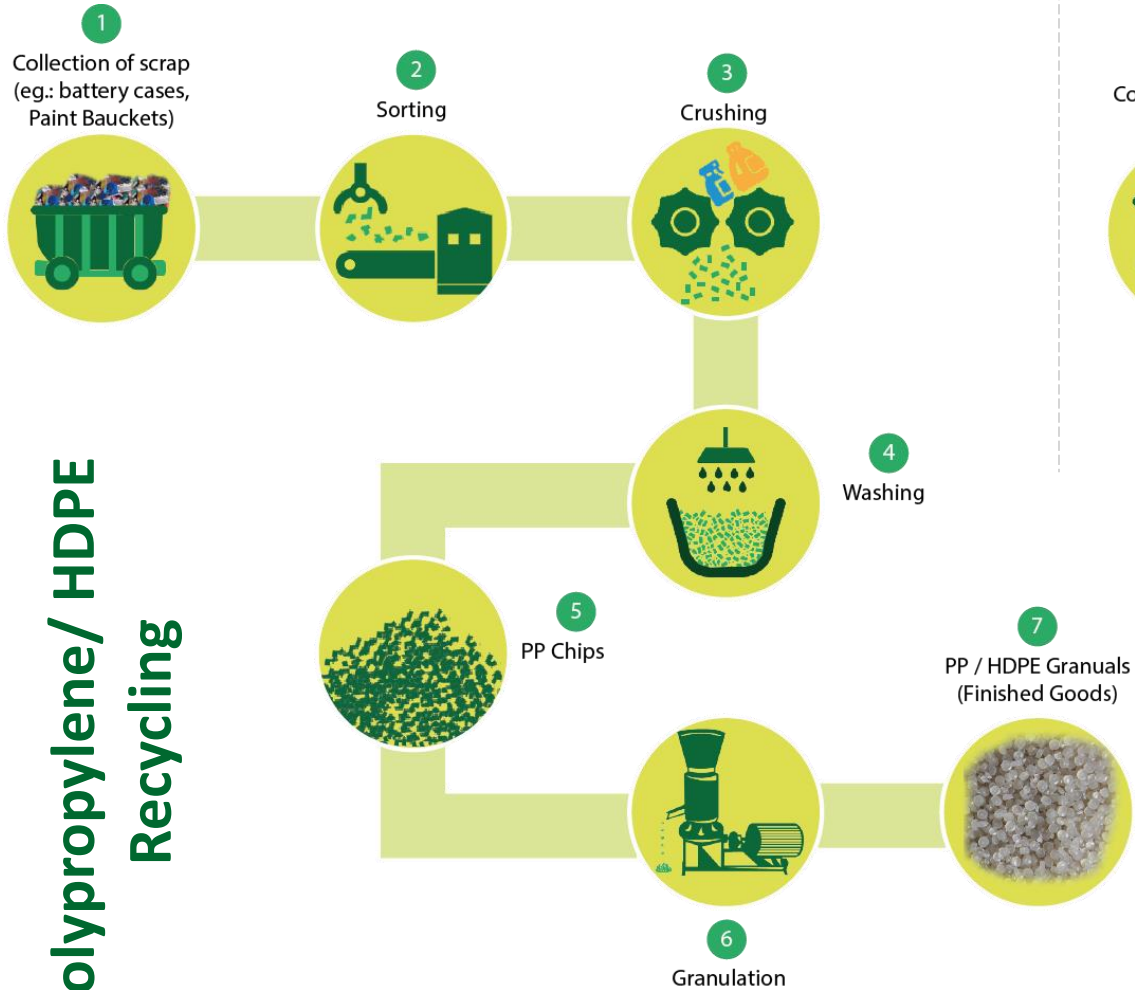
Applications

Pressure Die Casting
Components for:

- Automotive
- Consumer Durables
- Electricals



PLASTIC RECYCLING PROCESS



PLASTIC PRODUCTS



PPCP Granules

- PPCP Granules are manufactured using battery boxes / paint buckets / oil canes / chairs etc., and are offered by the company in various shapes and sizes, depending upon the requirement of various applications. Known for their excellent properties, the PPCP Granules are used by plastic moulding and packaging industries.

Benefits

- Excellent impact/stiffness performance even at low temperatures
- Aesthetic characteristics
- Good creep resistance

Applications

- Packaging
- Moulding
- Textiles

Recycled Pet Flakes

- The company produces a wide-range of high-quality PET flakes using PET bottle scrap. The PET flakes produced are further sought by Yarn Manufacturers, bottle to bottle manufacturers and various packaging industry.
- The recycled PET flakes are available in a selection of colors such as light blue, dark blue, green and clear ready for immediate delivery to the company's customers around the globe.

Benefits

- Recyclable
- Lightweight

Applications

- Packaging
- Textiles
- Bottles



MARQUEE CLIENTS



TURNKEY SOLUTIONS

Gravita offers Turnkey solutions for Lead Acid Battery Recycling processes and plants. The company is one of the leading Turnkey project suppliers for Lead smelting and recycling. Key services include:

- ❖ Lead Acid Battery Recycling Technology
- ❖ Technical Consultancy & Services for Lead Recycling & Smelting
- ❖ Secondary Lead Smelting Plants
- ❖ Lead Refining, Alloying Techniques & Equipment
- ❖ Lead Sub-Oxide, Red Lead & Litharge recycling Plants
- ❖ Pollution Control Systems for Lead Processing Industries
- ❖ PLC based Control & Monitor System for advanced set-ups
- ❖ Annual Maintenance Contracts

- ❖ Executed more than 50 turnkey projects globally
- ❖ In house Lead recycling equipment manufacturing facility helps the company to have better edge over competitors.
- ❖ This facility also helps the company in reducing capital expenditure



FINANCIALS

Standalone Income Statement

Particulars (INR Mn)	FY16	FY17**	FY18**	FY19**	Q1-FY20**
Operational Income	3,698	5,577	7,966	10,594	2,312
Total Expenses	3,609	5,203	7,407	10,198	2,184
EBITDA	89	374	559	396	128
EBITDA Margin (%)	2.41%	6.71%	7.02%	3.74%	5.54%
Depreciation	29	33	49	68	21
Finance Cost	68	78	160	208	55
Other Income	41	21	13	121	6
PBT	33	284	363	241	58
Tax	-	54	108	51	17
Profit After Tax	33	230	255	190	41
PAT Margin (%)	0.89%	4.12%	3.20%	1.79%	1.77%
Other Comprehensive Income	-	(4)	(2)	(1)	2
Total Comprehensive Income	33	226	253	189	43
Diluted EPS (INR)	0.47	3.33	3.69	2.75	0.59

**As per IND AS

Standalone Balance Sheet (IND-As)

EQUITIES & LIABILITIES (INR Mn)	FY18	FY19	ASSETS (INR Mn)	FY18	FY19
Shareholder Funds	1,359	1,494	Non-current Assets	1,219	1,419
(A) Share Capital	138	137	(A) Property, Plant and Equipment	812	1,062
(B) Other Equity	1,221	1,357	(B) Capital work-in-progress	144	94
			(C) Other Intangible assets	12	9
Non-current Liabilities			(D) Financial Asset		
(A) Financial Liabilities	175	162	(i) Investments	143	143
(i) Borrowings	146	123	(ii) Financial Loans	48	60
(B) Long term Provisions	21	26	(iii) Others Financial Assets	-	-
(C) Deferred Tax Liability (net)	8	13	(E) Deferred tax assets (net)	-	-
			(F) Income Tax Assets (net)	6	-
			(G) Other non current assets	54	51
			Current Assets	2,854	3,427
Current Liabilities			(A) Inventories	1,249	1,329
(A) Financial Liabilities	2,539	3,190	(B) Financial Assets		
(i) Borrowings	1,856	1,949	(i) Investments	24	92
(ii) Trade Payables	558	1,078	(ii) Loans	10	9
(iii) Other	78	94	(iii) Trade receivables	1,059	1,067
(B) Other Current liabilities	25	50	(iv) Cash & Bank Balances	91	104
(C) Provisions	3	3	(v) Other	24	104
(D) Current tax Liabilities (net)	19	16	(C) Current Tax Assets (net)	-	6
			(D) Other Current Assets	397	716
GRAND TOTAL - EQUITIES & LIABILITIES	4,073	4,846	GRAND TOTAL – ASSETS	4,073	4,846

Consolidated Income Statement

Particulars (INR Mn)	FY16	FY17**	FY18**	FY19**	Q1-FY20**
Operational Income	4,513	6,881	10,295	12,417	2,644
Total Expenses	4,352	6,327	9,408	11,830	2,495
EBITDA	161	554	887	587	149
EBITDA Margin (%)	3.57%	8.05%	8.62%	4.73%	5.64%
Depreciation	67	59	87	116	41
Finance Cost	76	86	174	230	63
Other Income	42	26	16	55	6
PBT	60	435	642	295	51
Tax	5	84	166	102	26
Profit After Tax	55	351	476	194	25
PAT Margin (%)	1.22%	5.10%	4.62%	1.56%	0.95%
Minority Interest	(11)	-	-	-	-
Other Comprehensive Income	-	(22)	11	6	2
Total Comprehensive Income	44	329	487	200	27
Diluted EPS (INR)	0.63	4.74	6.39	2.25	0.28

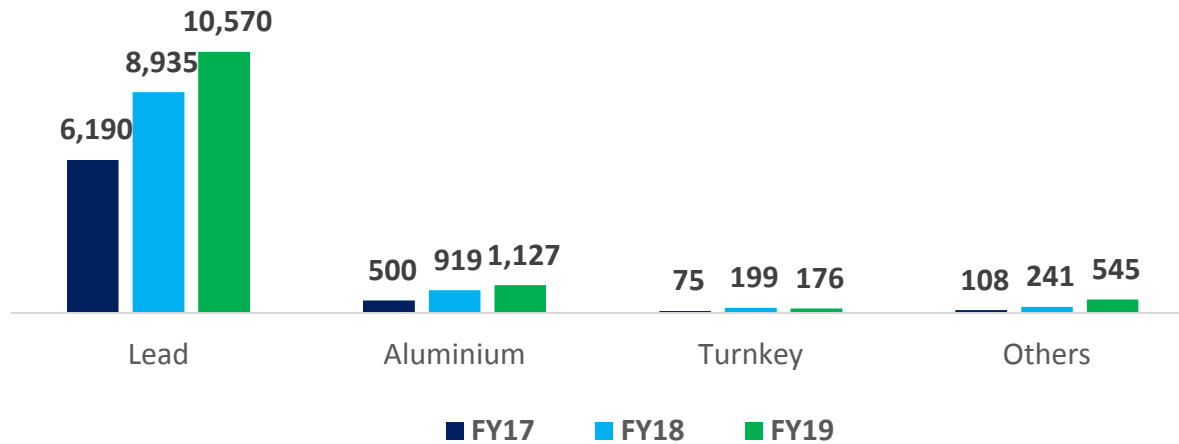
**As per IND AS

Consolidated Balance Sheet (IND-As)

EQUITIES & LIABILITIES (INR Mn)	FY18	FY19	ASSETS (INR Mn)	FY18	FY19
Shareholder Funds	1,946	2,040	Non-current Assets	1,451	2,029
(A) Share Capital	137	137	(A) Property, Plant and Equipment	1,077	1,356
(B) Other Equity	1,760	1,856	(B) Capital work-in-progress	239	462
Non- controlling interest	49	47	(C) Other Intangible assets	12	9
			(D) Financial Asset		
Non-current Liabilities	186	338	(i) Financial Loans	16	26
(A) Financial Liabilities			(ii) Others Financial Assets	-	-
(i) Borrowings	148	284	(E) Deferred tax assets (net)	-	-
(B) Long term Provisions	23	31	(F) Income Tax Assets (net)	7	1
(C) Deferred Tax Liability (net)	15	23	(G) Other non current assets	100	175
			Current Assets	3,467	3,696
Current Liabilities			(A) Inventories	1,585	1,826
(A) Financial Liabilities	2,786	3,347	(B) Financial Assets		
(i) Borrowings	2,108	2,117	(i) Loans	13	9
(ii) Trade Payables	475	982	(ii) Trade receivables	1,132	965
(iii) Other	83	107	(iii) Cash & Bank Balances	166	219
(B) Other Current liabilities	54	101	(iv) Other	24	44
(C) Provisions	5	4	(C) Current Tax Assets (net)	-	8
(D) Current tax Liabilities (net)	61	36	(D) Other Current Assets	547	625
GRAND TOTAL - EQUITIES & LIABILITES	4,918	5,725	GRAND TOTAL – ASSETS	4,918	5,725

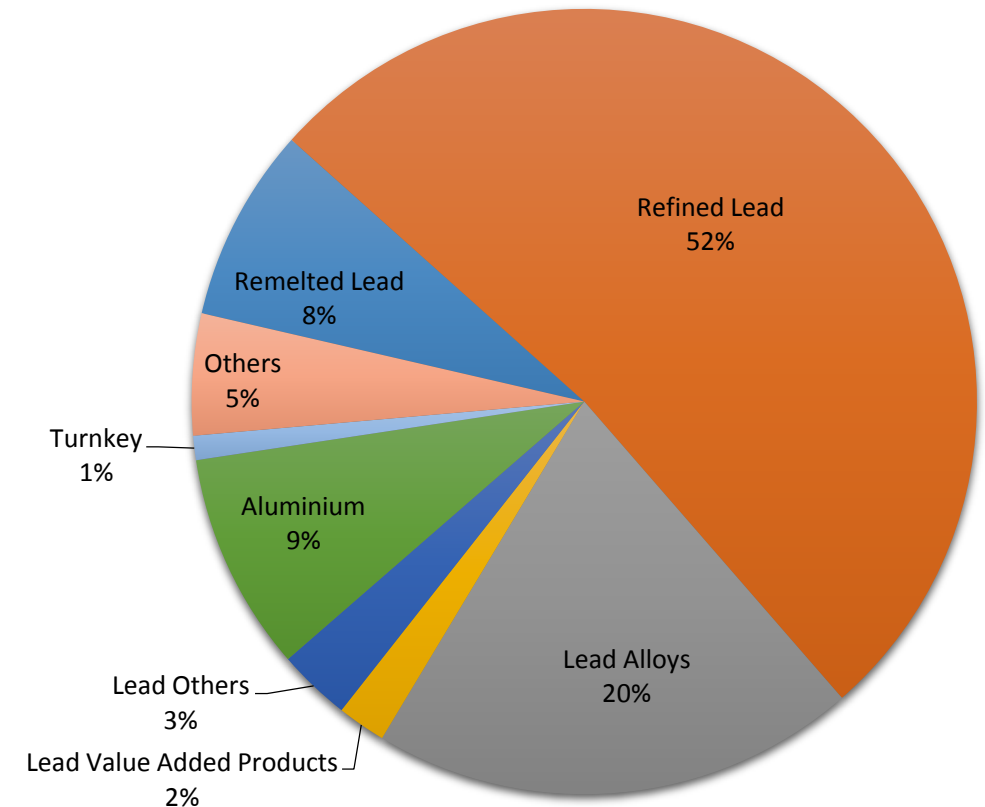
BUSINESS SEGMENT-WISE FINANCIALS

SEGMENT-WISE REVENUES (INR Mn)



- Revenue CAGR 23% in last 10 years
- Lead segment contributes ~85% of total turnover followed by Aluminium (9%), Turnkey (2%)
- Exports revenue constitutes ~54% of total revenue

Product-wise Revenues (FY19)



BACK TO BACK HEDGING MECHANISM

- ❖ Since June 2016, Gravita has started back-to-back hedging of the metal commodities to mitigate the risk in the commodity price.
- ❖ Gravita sells the equivalent volume of finished goods at the time of procurement of scrap on daily basis. Gravita has 3 tier structure of hedging mechanism for sale of finished goods, i.e., Weekly Contracts, Monthly Contracts, Long Term Contracts and finally at London Metal Exchange, if there is still unsold inventory left.
- ❖ Gravita adopted the hedging policy as a risk mitigation measure which enabled it to focus on core business activities, i.e., collection and processing of scrap to convert as value added product available for reuse.



HEDGING MECHANISM (AN EXAMPLE)

Day	Particulars	Quantity (MT)	Price (US\$/T)
1	Scrap collected	100	Current LME Price
	Equivalent finished goods to be sold under:	60	
	A – Weekly Contracts/Spot Contracts		
	B – Monthly Contracts		
	C- Long Term Contracts		
	D - LME (Unsold quantity after options A and B, is sold over LME)		
Any day after Day 1	In case of option C, position on LME is reversed as & when a buyer is available at the current LME prices	Quantity Sold on LME	Current LME Prices

INDUSTRY OVERVIEW

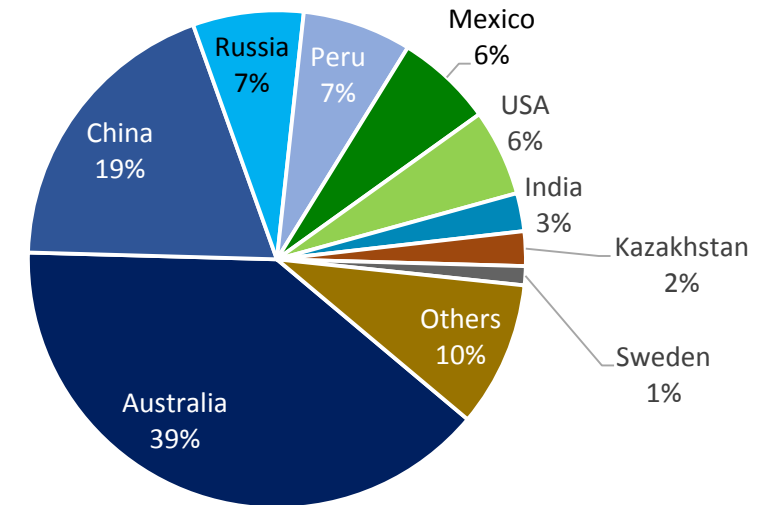
SECONDARY LEAD MARKET

- ❖ Lead is the only metal in the world which can be recycled number of times without diminishing any quality and recycled Lead & primary Lead are traded on the same price at London Metal Exchange (LME).
- ❖ One of the most recyclable and sustainable commodities, lead is a highly corrosion-resistant, ductile and malleable blue-grey metal.
- ❖ Global Lead demand is ~11.2 Mn Tons and ~65% Lead comes from recycling activities. The global Lead reserves are ~89 Mn Tons which are majorly located in Australia (39%), China(19%), Russia (7%), Peru (7%), India (2.5%).
- ❖ Indian Lead demand is ~0.8-1.0 Mn Ton which is met through primary production (0.15 Mn Ton), recycled Lead (0.65 Mn Ton) and rest through imports.
- ❖ The Indian market for lead acid batteries is currently USD 5 Bn.
- ❖ Lead is majorly used in Automotive Industry (batteries), Cable Industry and Healthcare Industry.

Recycling Industry:

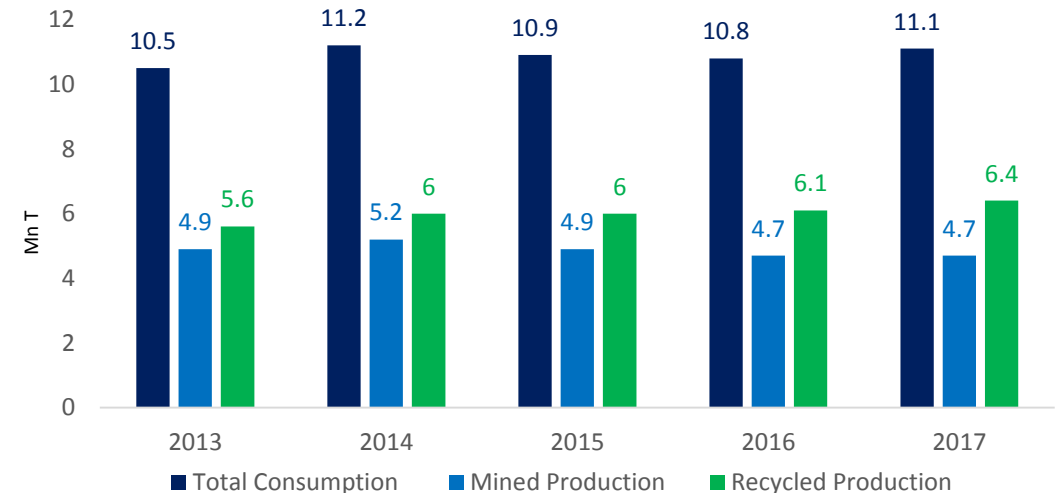
- ❖ Battery scrap from automobile sector accounts for **80%** of old scrap recycled as secondary lead raw material.
- ❖ Recycled Lead accounts for ~75% of total Lead production in India.
- ❖ India's overall automotive lead acid battery market has grown with more than **10%** CAGR.

Global Lead Reserves - 89 Mn Tons



Source: US Geological Survey 2017

Global Lead Usage, Mined Production & Recycled Production (Mn T)



ALUMINIUM SECONDARY MARKET

- ❖ India ranks 4th in terms of aluminium production behind China, Australia and Brazil.
- ❖ Aluminium demand in India posted a healthy 6-7% growth during the past five-year period and reached to 3.7 Mn Tonnes in March 2018.
- ❖ India uses ~30% of recycled Aluminium primarily due to better cost economics (compared to primary aluminium), better technical properties, environmental benefits, and low capital intensity.

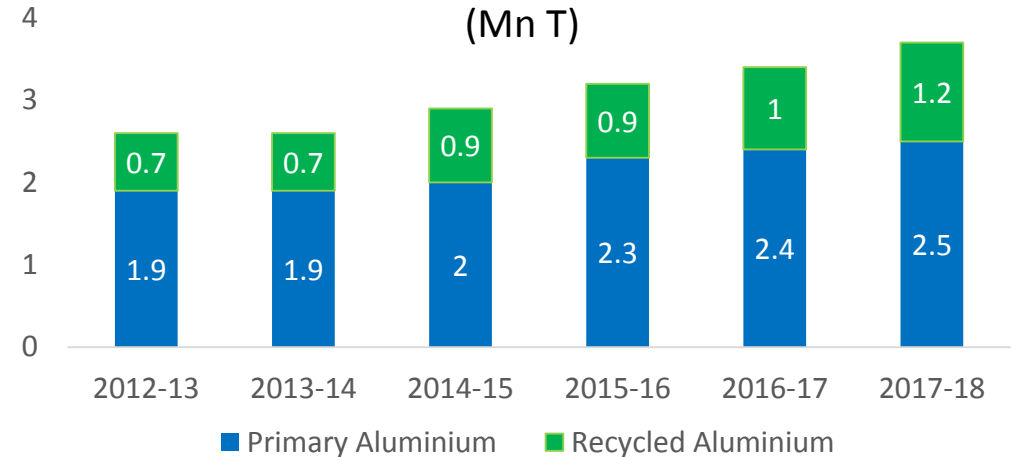
Recycling Industry:

- ❖ During Fiscal 2013-2017 period, the demand for recycled aluminium grew by ~9% and this demand is expected to increase by 8-10% in the next 5 years.

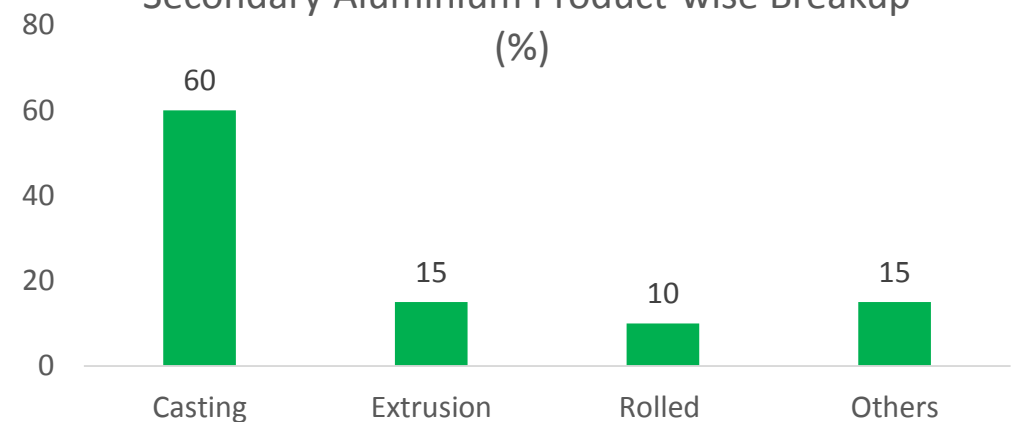
Major User for recycled aluminium:

- ❖ Automotive (60-65%)
- ❖ Building & construction (10-15%)
- ❖ Consumer durable products (4%)
- ❖ Industrial applications (4%)
- ❖ Others (12-14%)

Aluminium Demand in India (Mn T)



Secondary Aluminium Product-wise Breakup (%)

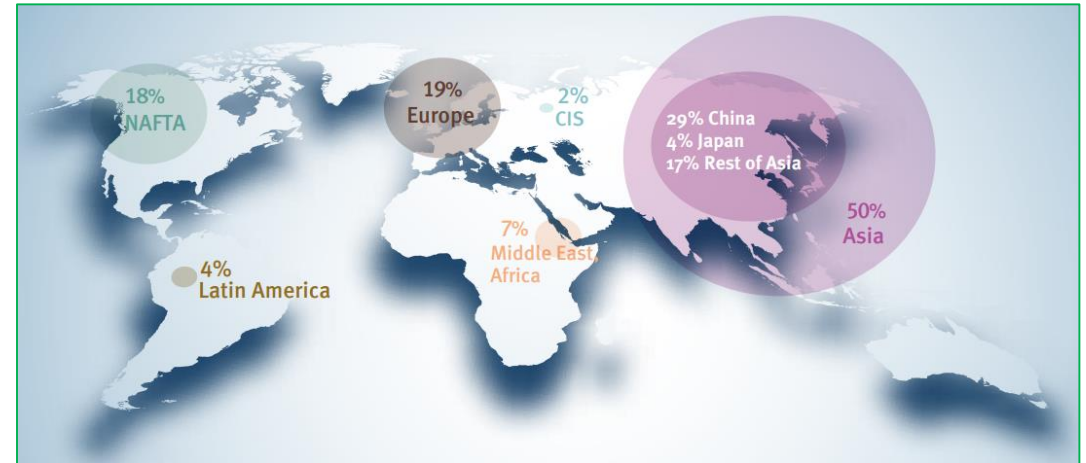


Source: CRISIL Research

PLASTIC RECYCLING MARKET

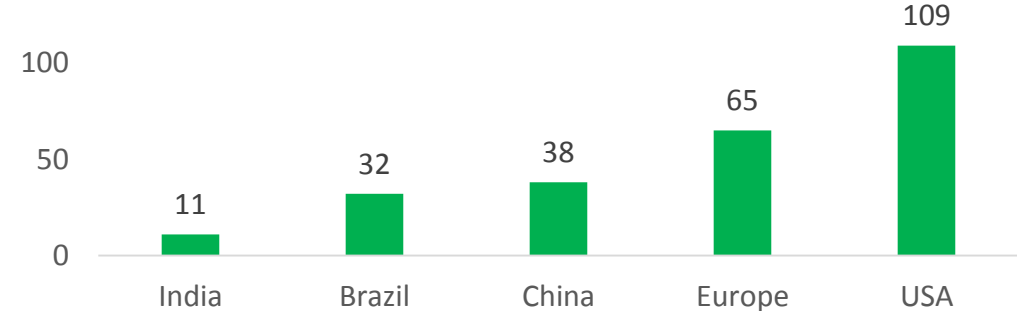
- ❖ The global recycled plastics market was valued at USD 34.80 Bn in 2016 and is expected to reach USD 50.36 Bn by 2022, at a CAGR of 6.4% during the forecast period (Markets & Markets).
- ❖ The growth in plastic recycling is due to increasing uses of recycled plastics, growing awareness among masses about health hazards of plastics, energy savings etc.
- ❖ Asia Pacific region accounted for significant share of 74% of the global plastic recycling market in 2017 as developed countries export their plastic scrap to Asia for recycling.
- ❖ Every year more than 350 Mn tones of plastics is being produced out of which 20-25% is recycled after the life cycle of that product.
- ❖ India contributes ~4.5% in global plastic production and per capita consumption of plastic in India is 11 kg / person which is lower than global average of 28 kg / person.
- ❖ India has ~7-8 thousands of plastics recyclers which are equally distributed into unorganized and organized segment.
- ❖ Indian generates ~25,940 tonnes of plastic waste / day & ~94% is thermoplastic (PET/PVC) which is recyclable and India has ~7-8 thousands of plastics recyclers (50:50 into unorganized and organized segment).

Distribution of Global Plastic Production 2017




Source: Plastic Europe

Per capita plastic products consumption (Kg / person)



Source: FICCI TATA Report on 3rd National Conference on Sustainable Infrastructure with Plastics

GROWTH STRATEGY



Diversification

- Diversifying into new geographies such as Latin America, Europe, Australia etc.
- Planning to add new streams such as Tyre Recycling, Paper Recycling, E-Waste, Waste Oil Recycling etc.
- Strengthening business in India and Africa

Strengthening Collection Network

- Starting new scrap collection centres in
 - Latin America
 - North America
 - Africa
- Strengthen pan India scrap collection network
- More corporate tie-ups with back to back supply of scrap

Enhancing recycling Base

- New recycling facility in Mundra, Gujarat with logistics and lower working capital cycle
- Focus on Value Added Products
- To grab future recycling opportunities such as End of Life Vehicle Policy, EPR Policy

Strengthening Sales Network

- Focus on Value Added & Customized Products
- Entry in 'Niche' market
- Strengthen Marketing Network globally
- Enhance market share in Domestic Territory

DISCLAIMER

Gravita India Limited

No representation or warranty, express or implied, is made as to, and no reliance should be placed on, the fairness, accuracy, completeness or correctness of the information or opinions contained in this presentation. Such information and opinions are in all events not current after the date of this presentation. Certain statements made in this presentation may not be based on historical information or facts and may be "forward looking statements" based on the currently held beliefs and assumptions of the management of Gravita India Limited, which are expressed in good faith and in their opinion reasonable, including those relating to the Company's general business plans and strategy, its future financial condition and growth prospects and future developments in its industry and its competitive and regulatory environment.

Forward-looking statements involve known and unknown risks, uncertainties and other factors, which may cause the actual results, financial condition, performance or achievements of the Company or industry results to differ materially from the results, financial condition, performance or achievements expressed or implied by such forward-looking statements, including future changes or developments in the Company's business, its competitive environment and political, economic, legal and social conditions. Further, past performance is not necessarily indicative of future results. Given these risks, uncertainties and other factors, viewers of this presentation are cautioned not to place undue reliance on these forward-looking statements. The Company disclaims any obligation to update these forward-looking statements to reflect future events or developments.

This presentation is for general information purposes only, without regard to any specific objectives, financial situations or informational needs of any particular person. This presentation does not constitute an offer or invitation to purchase or subscribe for any securities in any jurisdiction, including the United States. No part of it should form the basis of or be relied upon in connection with any investment decision or any contract or commitment to purchase or subscribe for any securities. None of our securities may be offered or sold in the United States, without registration under the U.S. Securities Act of 1933, as amended, or pursuant to an exemption from registration there from.

This presentation is confidential and may not be copied or disseminated, in whole or in part, and in any manner.

Valorem Advisors Disclaimer:

Valorem Advisors is an Independent Investor Relations Management Service company. This Presentation has been prepared by Valorem Advisors based on information and data which the Company considers reliable, but Valorem Advisors and the Company makes no representation or warranty, express or implied, whatsoever, and no reliance shall be placed on, the truth, accuracy, completeness, fairness and reasonableness of the contents of this Presentation. This Presentation may not be all inclusive and may not contain all of the information that you may consider material. Any liability in respect of the contents of, or any omission from, this Presentation is expressly excluded. Valorem Advisors also hereby certifies that the directors or employees of Valorem Advisors do not own any stock in personal or company capacity of the Company under review.

For further details, please feel free to contact our Investor Relations Representatives:



Mr. Anuj Sonpal
Valorem Advisors
Tel: +91-22-49039500
Email: anuj@valoremadvisors.com
Investor Kit Link: www.valoremadvisors.com/gravita



Website: www.gravitaindia.com | www.gravitagroup.com
Email: companysecretary@gravitaindia.com